

Self-install Amazon for GorhamTV

GTC recommends a 4K device or better.

Verify the fire stick is plugged into A/C power and an HDMI port on the back of the TV.

Verify the TV is on the HDMI input you plugged the firestick in to is correct on the TV screen.

Make sure you have your amazon account credentials. If you do not, log into amazon and follow the amazon prompts to set up an account.

Amazon Account: username_____ password_____
(If you do not have one, create an account at www.amazon.com.)

You also need:

Gorham TV: username_____ password_____.

Connect to your home wireless network using your wi-fi credentials.

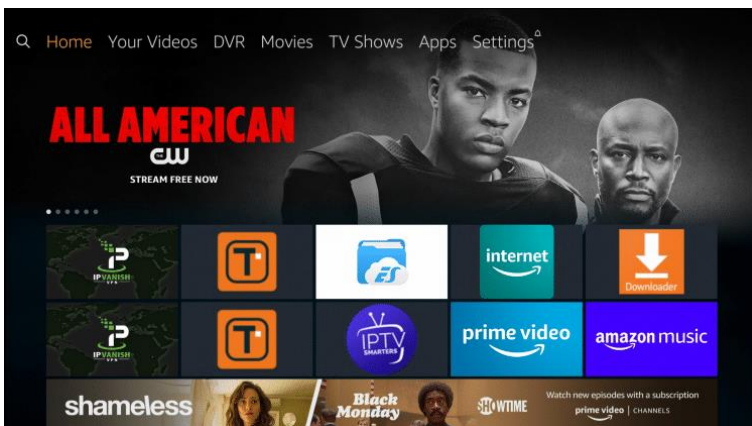
SSID:_____ password_____.

The firestick will do updates at this time.

You will see a screen to sign in or create an account for Amazon.

The firestick will try to pair your remote with your TV. Follow onscreen instructions.

Then you will see the Amazon home screen.

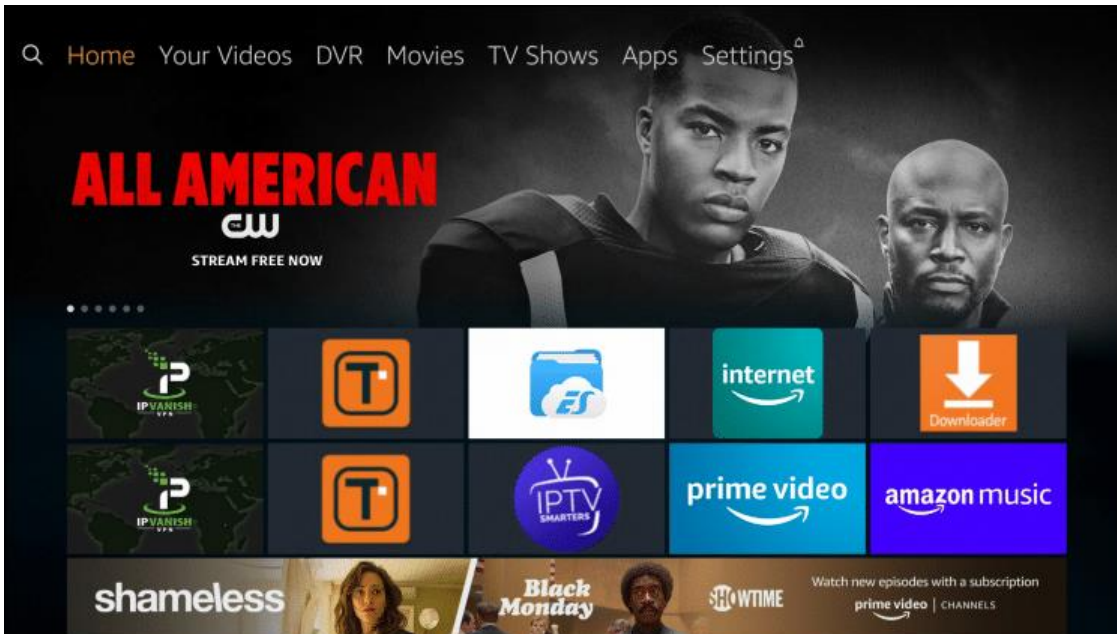


If you had/have our service, you should be able to see the Gorham TV app, example below.



*If you had/have the Gorham TV app it should appear under “Your Apps and Channels.”

If you do not have the app, go to the top left search button. (left of the Home)

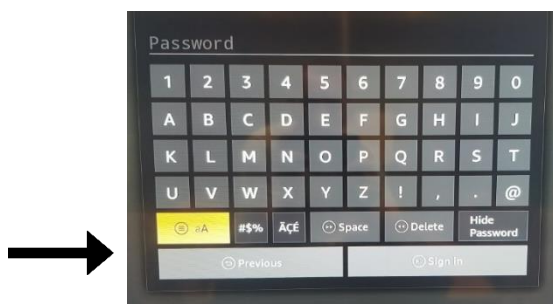


Search for “Gorham”, scroll down and highlight “Gorham” and hit enter.

Select the GorhamTV app, hit enter to download.

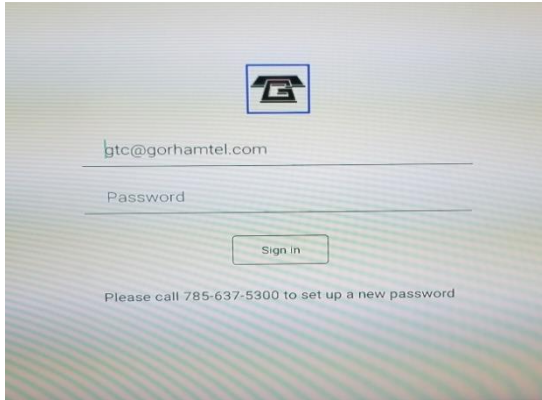
Once downloaded select “open now”.

Note: The “aA” button in the lower left corner of the keypad allows you to toggle between lowercase & uppercase letters. Once you have entered the uppercase letter you will need to highlight and select the “aA” button again to get back to lowercase letters.



Signing into GorhamTV App:

You will see the following screen:



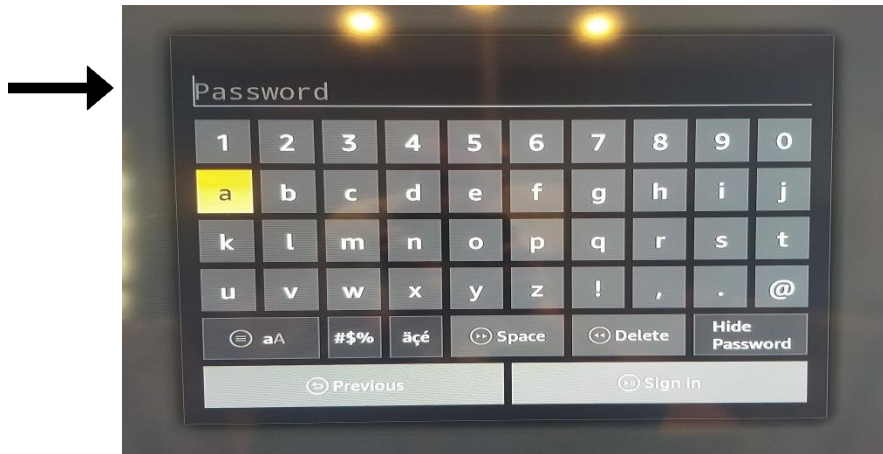
Click select to bring up the keyboard.

Enter your GorhamTV username email address. Example- username@gorhamtel.com

Move to the "Next" button (located in the lower right corner of pop up keypad) to continue.
Press the enter button (center circle).



Enter your GorhamTV password.



Move to the "Sign In" button (located in the lower right corner of pop up keypad) to continue.
Press the enter button (center circle).



If the credentials are correct the app will open.

Now you should be able to view channels as desired.